

# Mouse LILRB4/CD85k/ILT3 Protein

Cat. No. LIL-MM1B4

## Description

<b>Source</b>	Recombinant Mouse LILRB4/CD85k/ILT3 Protein is expressed from HEK293 with His tag at the C-Terminus. It contains Gly24-Lys238.
<b>Accession</b>	Q64281-1
<b>Molecular Weight</b>	The protein has a predicted MW of 25.1 kDa. Due to glycosylation, the protein migrates to 30-45 kDa based on Tris-Bis PAGE result.
<b>Endotoxin</b>	Less than 1EU per µg by the LAL method.
<b>Purity</b>	> 95% as determined by Tris-Bis PAGE > 95% as determined by HPLC

## Formulation and Storage

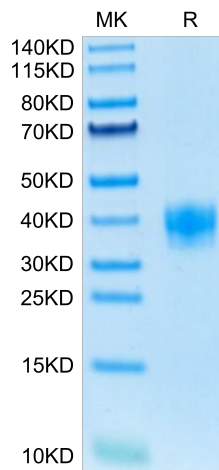
<b>Formulation</b>	Lyophilized from 0.22µm filtered solution in PBS (pH 7.4). Normally 8% trehalose is added as protectant before lyophilization.
<b>Reconstitution</b>	Centrifuge the tube before opening. Reconstituting to a concentration more than 100 µg/ml is recommended. Dissolve the lyophilized protein in distilled water.
<b>Storage</b>	-20 to -80°C for 12 months as supplied from date of receipt. -20 to -80°C for 3-6 months in unopened state after reconstitution. 2-8°C for 2-7 days after reconstitution. Recommend to aliquot the protein into smaller quantities for optimal storage. Please minimize freeze-thaw cycles.

## Background

LILRB4, also known as CD85k and LIR-5, ILT3, is an approximately 60 kDa transmembrane glycoprotein that negatively regulates immune cell activation. Mature human ILT3 consists of a 238 amino acid (aa) extracellular domain with two Ig-like domains, a 21 aa transmembrane segment, and a 168 aa cytoplasmic domain with 3 immunoreceptor tyrosine-based inhibitory motifs (ITIM). LILRB4 is receptor for class I MHC antigens. Recognizes a broad spectrum of HLA-A, HLA-B, HLA-C and HLA-G alleles.

## Assay Data

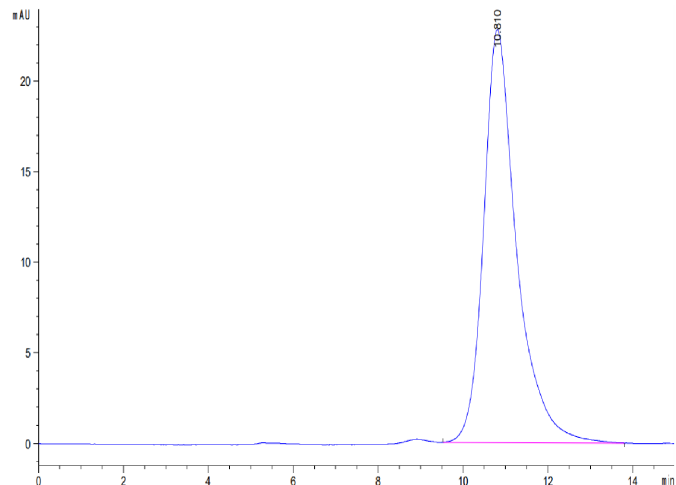
### Tris-Bis PAGE



Mouse LILRB4 on Tris-Bis PAGE under reduced conditions. The purity is greater than 95%.

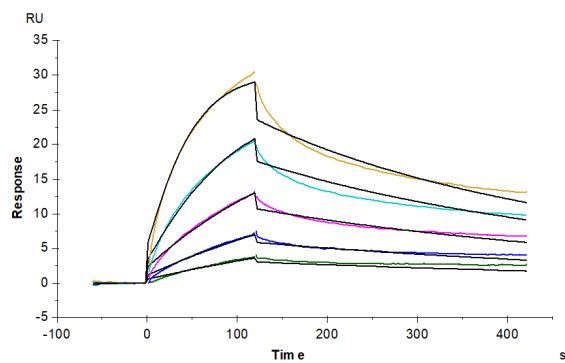
### SEC-HPLC

Assay Data



The purity of Mouse LILRB4 is greater than 95% as determined by SEC-HPLC.

SPR Data



Mouse LILRB4, His Tag immobilized on CM5 Chip can bind Mouse APOE, His Tag with an affinity constant of 5.08 nM as determined in SPR assay (Biacore T200).